

# Examination of the Perspective Regulator of Civil Quad-Rotor UAV Relay on F-PID Controller

Roshan Nayak<sup>1, \*</sup>, , Tamara Abdul Munem Abdul Razaq<sup>2</sup>

<sup>1</sup> Kalinga Institute of Industrial Technology, Bhubaneswar, Odisha, India; roshan.nayakfel@kiit.ac.in

<sup>2</sup> Communication system department, South Tehran Azad University, Iran; tamaraabdulmunem@gmail.com

\* Correspondence: Tel.: +91-83288 72679

**Abstract:** In the operation of farming processes, the limitation of the civilian quadrotor UAV transport and the features of its powerful collar would yield more significant interference to the aviation control version. Mainly utilize traditional PID regulator, but the mood adjustment of the murmur will have a big overshoot. This article sets on the application of fuzzy controllers in courteous four-rotor UAVs for this case. By creating and improving the fuzzy rule tableland, rather than changing PID parameters often back. Additional sound control of energy outcome to support system steady-state implementation. By utilizing MATLAB to imitate flying perspective and compare with the simulation effects of the traditional algorithm of PID control. The outcomes numerical results indicate that the process may enhance PID capability and decrease the fluctuation of aviation perspective control throughout process.

**Keywords:** MATLAB; aircraft; F-PID control; Fuzzy

**Citation:** Nayak, R. and T.A.M.A. Razaq, Examination of the Perspective Regulator of Civil Quad-Rotor UAV Relay on F-PID Controller. Edison Journal for electrical and electronics engineering, 2023. 1: p. 6-10.

Academic Editor: Asst. Prof. Dr. Fares Abdulhafidh Derhem Dael

Received: 19/1/2023

Revised: 27/2/2023

Accepted: 8/3/2023

Published: 10/3/2023



**Copyright:** © 2023 by the authors. Submitted for possible open access publication under the terms and conditions of the Creative Commons Attribution (CC BY) license (<https://creativecommons.org/licenses/by/4.0/>).

## 1. Introduction

The quadrotor's technique with powerful coupling and six grades of release, but the structural elements of the Quadrotors have been described via their exposure to outer disorders and self-disturbance, which again raises the problem of power [1].

Exceptionally for citizen quadrotors, minimal elevation procedures have been necessary. The land setting and area air flow going to genuinely alter the strength of the plane. Thus, the algorithm needs for the four-rotor aircraft manipulation technique have been progressively advanced [2, 3].

Now, the generally applied manager algorithms are mainly PID control algorithms, as well as reversal manager and synovial regulator techniques, but the remain perform regulator capability of the reversal regulator procedure was comparatively weak. The drawback of the synovial regulator technique was that amendments in the regulator organization happen through aeronautical, which could affect in guaranteed excessive regularity instability appointing the controller result dangerous. The conventional PID process is not valuable anti-interference capability. This article presents, a fuzzy PID (F-PID) controller method rely on conventional PID advance will be suggested. During the MATLAB's model setting, the constraints have been altered to get maximum improving the viewpoint of the quadrotor.

## 2. Materials and Methods

### 2.1 UAV flight principle

The four-rotor airplanes have been generally compiled of four-axis build, screw, brushless motor, aircraft regulator panel, getting device, energy provision, outside

regulator liquidator, and brushless. In a four-axis setting with a intersect model, everything four propellers are in a uniform height plane. Two pairs of positive and negative propellers and engines of the identical style have been connected on the topmost of the overlap, as well as the aerospace restraint processor and outer tools have been established in the facility of the prop [4, 5]. The aerospace device panel, flying instrument and power supply have been installed in the center of the drone as shown in Figure 1.

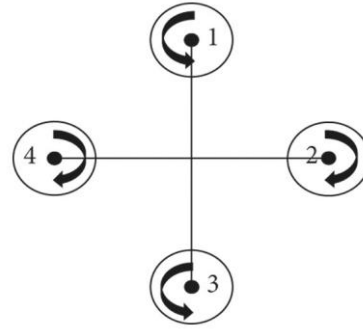


Figure 1. Four-rotor organization illustration

As explained in Figure 1, the approach correction of the four rotor UAV has been resolved via four motors. Via improving or reducing the rotating velocity of the dual motors on mutually edges, the four-axis bend be capable of being comprehended, affecting in four instructions. Four-axis right-handed and lefthanded navigation be able to be succeeded vis improving or declining the rotating velocity of dual settings of double drives in the bias path. The categorization of the gesture utters of the quadrotor UAV ultimately incorporates head and tail, sideways, spin, note, yawn, and perpendicular gesture [2]. Explore documents reportage sizable datasets that have been put in an openly accessible database would identify everywhere the data are accumulated and keep the important access records. when the attainment amount to not get acquired at this period of compliance supplied throughout evaluate.

## 2.2 Scientific Developing

Via learning the gesture national of the planes, its gesture state may review as a sequence of rotating and translational gesture methods.  $[x, y, z]$  correspond to the given locate of the center ground of masses of the quadrotor established to the crushed [6].  $[\varphi, \theta, \psi]$  is the approach b/w the aim organize organization and the manage alignment, troll position, stumble slant, swerve slant, as well as the bony speed everywhere the tierce hatchets may gain with a gyro: the association amid the tierce stated as:

$$\begin{pmatrix} \theta^* \\ \phi^* \\ \psi^* \end{pmatrix} = \begin{pmatrix} 1 & \sin \phi \tan \theta & \cos \phi \tan \theta \\ 0 & -\cos \phi & \sin \phi \\ 0 & \sin \phi \tan \phi & \tan \phi \cos \theta \end{pmatrix} \begin{pmatrix} p \\ q \\ r \end{pmatrix} \quad (1)$$

Over the behavior information, the power of the four-rotor airplane has been examined, the force examination drawing of the airplane has been mostly alienated into the significance ground of the four-rotor airplane the situation, the midair confrontation of the buzz throughout aeronautical, and the airplane. The lift supplied via the propeller which displayed in Figure 2 [7]

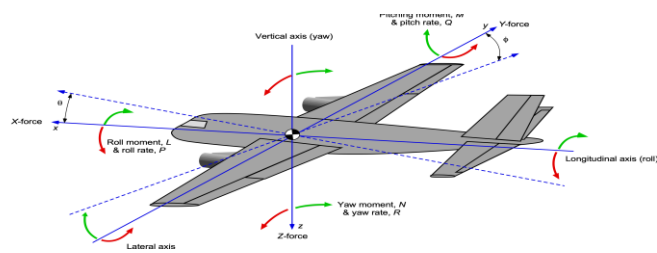


Figure 2. Aircraft force analysis

### 2.3 Manipulate system arrangement layout

F-PID is a non-linear regulator which may get splendid manipulate of complicated and difficult approaches. The F-PID manager contains of dual divides: FLC and PID controller. FLC typically covers differences in deviation ratio etc., firstly hiding the recorded indicate acquired via true period observing, secondly achieving FLC logic allowing to the contacted FLC rules, at end finding the production evaluate, ie  $\Delta K_p, \Delta K_i, \Delta K_d$ . Realtime adjustment based on the initial parameters of the PID controller. The control structure is shown in Figure 3 [8].

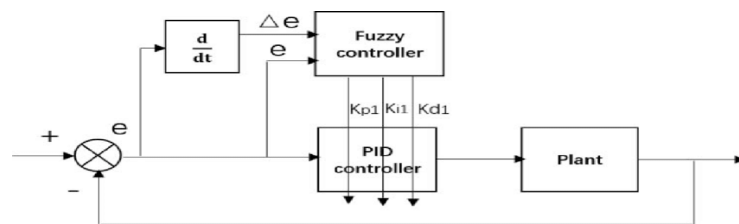


Figure 3. F-PID model

### 2.4 Creation of associates role

Now, we indicate the area of  $ec$  and  $e$  as  $\{3, 2, 1, 0, -1, -2, -3\}$ , The area of regulate boundaries  $kp, kd$  are  $\{0.3, 0.2, 0.1, 0, -0.1, -0.2\}$ , and  $ki$  was  $\{0.06, 0.04, 0.02, 0, -0.02, -0.04, -0.06\}$ . The negative, medium, negative, zero, positive, positive, and positive declares of the official factors have been denoted via the semantic variables PB, NM, NS, Z, PS, PM, as well as NB, individually. The quantization features  $kd, ki, kp$  excellent the members utility of the triangle arc. If the real national as well as the switch limits vary importantly, the arc of the membership purpose must usual additional compactly for cutting the constancy period of the scheme; If the real national and regulator parameters vary importantly, the arc of the membership role must usual additional moveable to improve the regulator exactness of the PID. The membership utility arcs ( $ec, e, kp, kd,$  and  $ki$ ) explained in Figure 4

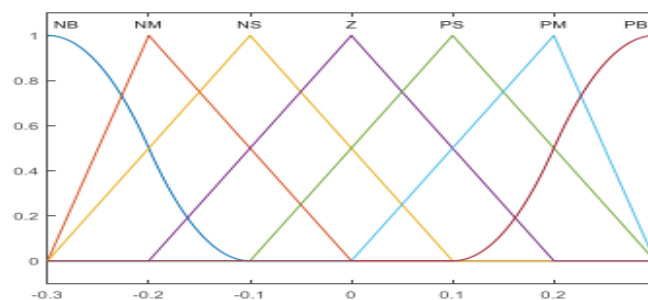


Figure 4.  $ec, e, kp, kd,$  and  $ki$

### 3. Results

During the MATLAB method model, the FLC purpose has been built in the program, and the subsequent FLC have been recognized. The input variable quantity must get period changing in the routine control manage, and the FLC can be established on the eccentricity  $e$  and the variation ratio. The adjusted output regulator factors have been achieved.

To graphical examine the influence of the imitation, the conventional PID has been imitation, and the imitation has been planted organized for resemblance, and a native inference may be acquired.

Obliviously, that the F-PID has a quicker constant time below the delay restriction than the conventional PID device. Domestic airplane occurs going to air a changing rural atmosphere, so it should study whether the plane may state maximum best productivity indication show. Indicate the scheme input viewpoint, view the reply arc done the yield slope of the scheme. The answer has been displayed in Figure 5.

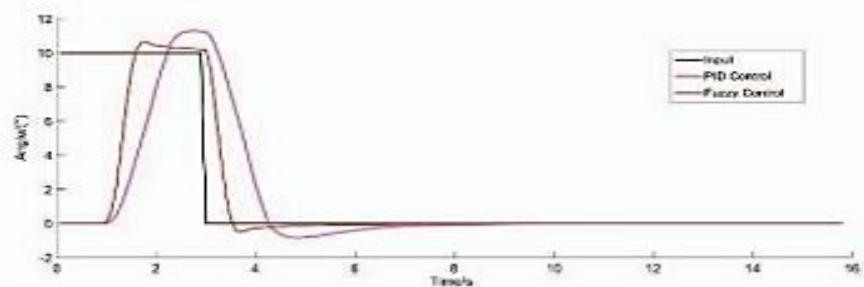


Figure 5 Controller approach reply

Model calculations disclose that the regulator limits after the adaptive PID regulating by fuzzy logic have capable defiance to domestic turbulences and exterior turbulence. In the neutral segment, now, a circumstance that repeatedly happens in the quadrotor. In the 2 to 0 double period, it maybe ensures that the amendment outcome of the fuzzy logic on the exceed is superior to the usual PID procedure. Hence, for the civilized four-rotor airplane switch algorithm, the center regulator and outer trouble of the F-PID control procedure in the strategy of the airplane may prevent the system variability caused by the trouble

### 4. Conclusions

The four rotor airplane manipulate method and numerical typical have been investigated, and the MATLAB experiment template has been calculated and constructed. rely on the controlling conditions of the universal four-rotor airplane, a thorough assessment of the conventional PID scheme and the F-PID scheme has been executed. Beyond the over testing, it maybe determined that fuzzy logic is superior to control condition and anti-trouble execution. In this article, improved structures the fuzzy logic basis, as a substitute of the obstacles of continuously sampling to obtain the most select regulator, and marks curt fuzzy logic was further proper for fast treating regulator shows. When the essential dispensation scheme with advanced presentation has been fined out and the better fuzzy logic improper was maximum improved, the boldness switch presentation of the citizen quadrotor is going to qualitatively enhanced, and the public airplane will spread a novel expansion tallness.

**Conflicts of Interest:** "The authors declare no conflict of interest."

## References

1. L'afflitto, A., R.B. Anderson, and K. Mohammadi, *An introduction to nonlinear robust control for unmanned quadrotor aircraft: How to design control algorithms for quadrotors using sliding mode control and adaptive control techniques [focus on education]*. IEEE Control Systems Magazine, 2018. **38**(3): p. 102-121.
2. Ermacora, G., et al. *A cloud based service for management and planning of autonomous UAV missions in smart city scenarios*. in *Modelling and Simulation for Autonomous Systems: First International Workshop, MESAS 2014, Rome, Italy, May 5-6, 2014, Revised Selected Papers 1*. 2014. Springer.
3. Abichandani, P., et al., *Secure communication for multiquadrotor networks using Ethereum blockchain*. IEEE Internet of Things Journal, 2020. **8**(3): p. 1783-1796.
4. Sathyan, A., N.D. Ernest, and K. Cohen, *An efficient genetic fuzzy approach to UAV swarm routing*. Unmanned Systems, 2016. **4**(02): p. 117-127.
5. Hoffmann, G., et al. *Quadrotor helicopter flight dynamics and control: Theory and experiment*. in *AIAA guidance, navigation and control conference and exhibit*. 2007.
6. Derpanis, K.G., R.P. Wildes, and J.K. Tsotsos. *Hand gesture recognition within a linguistics-based framework*. in *Computer Vision- ECCV 2004: 8th European Conference on Computer Vision, Prague, Czech Republic, May 11-14, 2004. Proceedings, Part I 8*. 2004. Springer.
7. Zhang, T., S. Li, and H. Dai, *The suction force effect analysis of large civil aircraft ditching*. Science China Technological Sciences, 2012. **55**: p. 2789-2797.
8. Liu, Y., C.M. Eckert, and C. Earl, *A review of fuzzy AHP methods for decision-making with subjective judgements*. Expert Systems with Applications, 2020. **161**: p. 113738.